

**peca**<sup>®</sup>  
Percutaneous Osteotomy

Sales Brochure



The PECA Bunion Correction System provides a complete and versatile portfolio of uniquely designed implants for the minimally invasive surgical correction of Hallux Valgus. Specialized soft tissue sparing burrs are used in combination with PECA Bunion Implants to perform accurate bone cuts and provide stable fixation.

## PECA Bunion Instrumentation

Simple | Effective | Precise | Innovative

### Percutaneous Chevron Akin Implant System

**Indications:**

PECA implants are indicated for small bone fragment osteosynthesis for extremity surgeries. Examples of use: Hallux Valgus with Percutaneous Chevron and Akin osteotomies.

**Fully threaded, constant pitch:**

Facilitates purchase for stable fixation.

**40 Degree Chamfer Cut Head:**

Anatomically contours to the medial cortex of the first metatarsal.

Ø3.0mm

Ø4.0mm

**Self-tapping  
Self-drilling**


**Proximal cutting flutes:**  
Eases insertion.


**Exact-T<sup>®</sup> recess:**

Allows Exact driver positioning and provides optimal torque.

### Specialized Instrumentation for Percutaneous Surgery

The PECA System offers a dedicated platform for minimally invasive surgery and specifically designed instruments to maximize efficiency when performing Hallux Valgus correction.



-  **Percutaneous Rasp**  
(XMS01009)
-  **Periosteal elevator double tip**  
(XMS01008)
-  **Periosteal elevator single tip**  
(XMS01011)
-  **Reduction device double tip**  
(XMS01027)
-  **Beaver holder**  
(SF13)

#### Sterile Percutaneous Burrs

Intelligently designed cutting flutes offer precision bone resection and removal without violating soft tissue structures.



#### Reduction Wire

The single use reduction wire offers the simplicity of a flexible stem with a rigid and sharpened tip for hands free metatarsal translation (CKW03001).



#### Exact-T<sup>®</sup> – Patent Pending:

Facilitates correct placement of implant upon insertion.

**Exact-T<sup>®</sup> Recess:**

Keyed recess connection. Ensures driver inserts implant in only one direction.



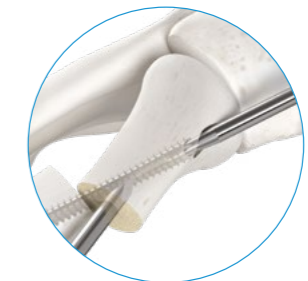
#### QuickStep Reamers

Reamers designed for immediate setup on a wire-driver to maximize Operating Room efficiency.



**Visual Guideline:**

The black laser marking aligns with the chamfer head of the implant, identifying the medial cortex of the first metatarsal, ensuring proper placement when implanted.



## Pre-Op



## Post-Op



**Distributed by:**

Novastep Inc.  
30 Ramland Road, Suite 200  
Orangeburg, NY 10962  
(877) 287-0795  
[cs@novastep-us.com](mailto:cs@novastep-us.com)

[www.novastep.life](http://www.novastep.life)

CAUTION: Federal (USA) law restricts this device to sale by or on the order of a surgeon.  
Rx only

Novastep Inc., or its affiliates, own, use or have applied for the following trademarks or service marks: PECA, Novastep. All other trademarks are trademarks of their respective owners or holders.

© 2020 Novastep

Literature No: NPEC-V1 DOR: 0220