

arcad[®]

Nitinol Compression Staples

Operative Technique
Compressive osteosynthesis staples
Arcad[®] 18



Indications

- *Arcad® compressive staples are indicated for Hand and foot bone fragments osteotomy fixation and joint arthrodesis.*

Contra-Indications

- *Severe muscular, neurologic or vascular deficiency in the extremity concerned.*
- *Bone destruction or poor bone quality, likely to impair implant stability.*
- *Surgical procedures other than these listed in the « Indications » section.*
- *Known or suspected allergy to any of the device components.*
- *Use of this implant in combination with implants of another origin is not recommended by Novastep.*

Notes : See package insert for a complete list of potential adverse effects, warnings, precautions, contra-indications and instructions for use.

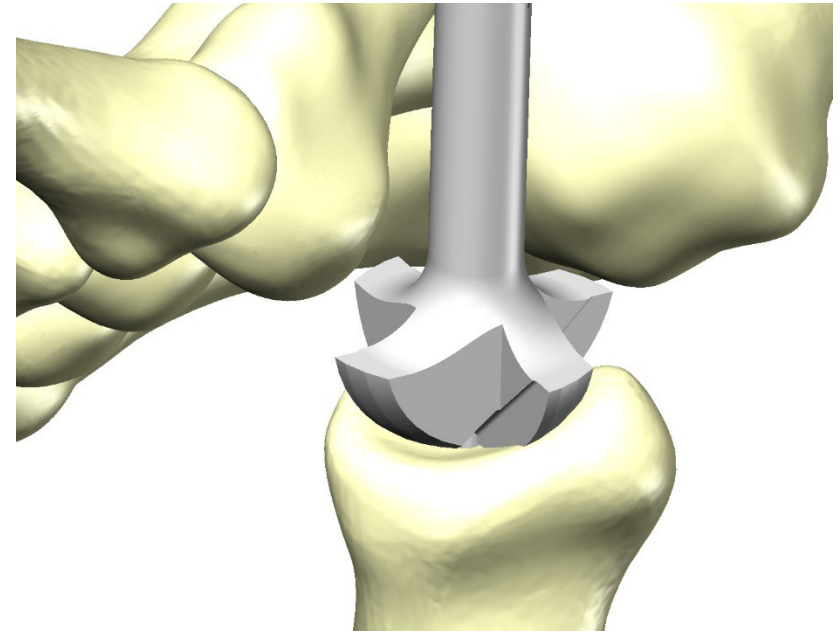
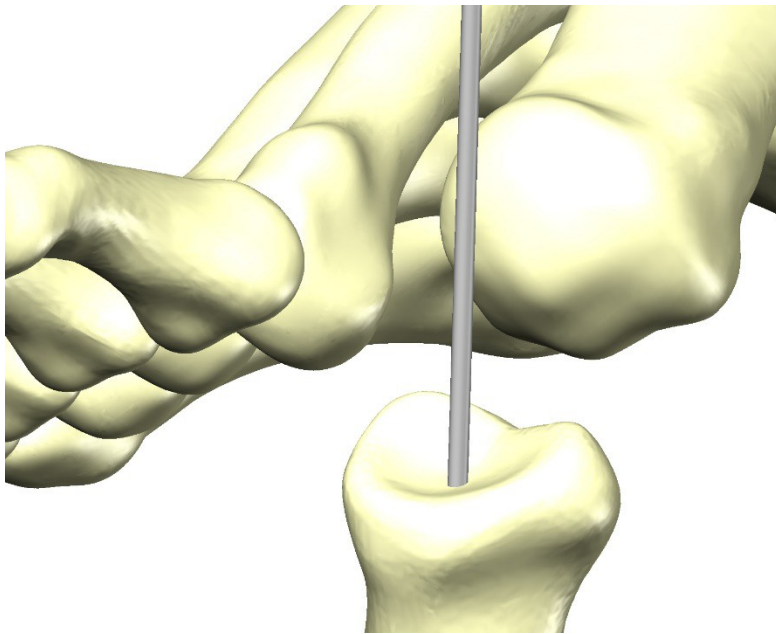
I – Metatarsophalangeal arthrodesis

II –References

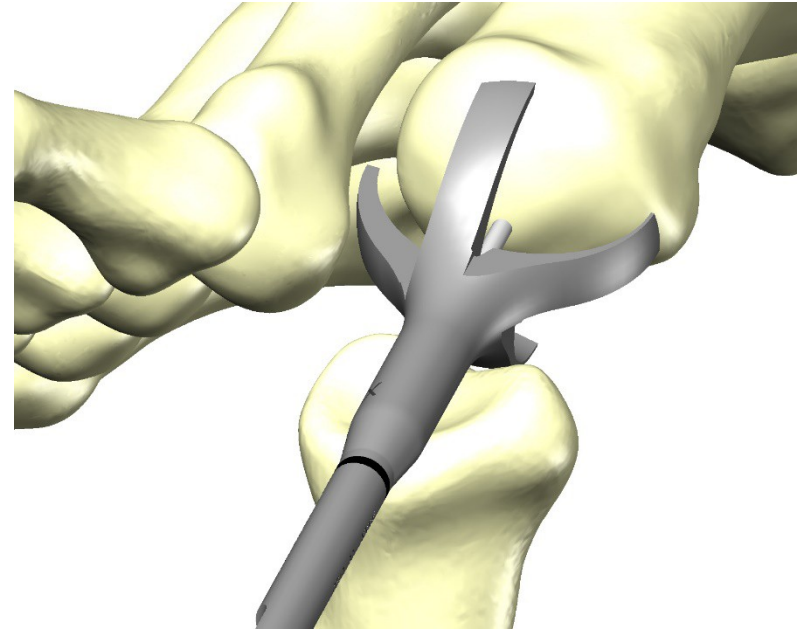
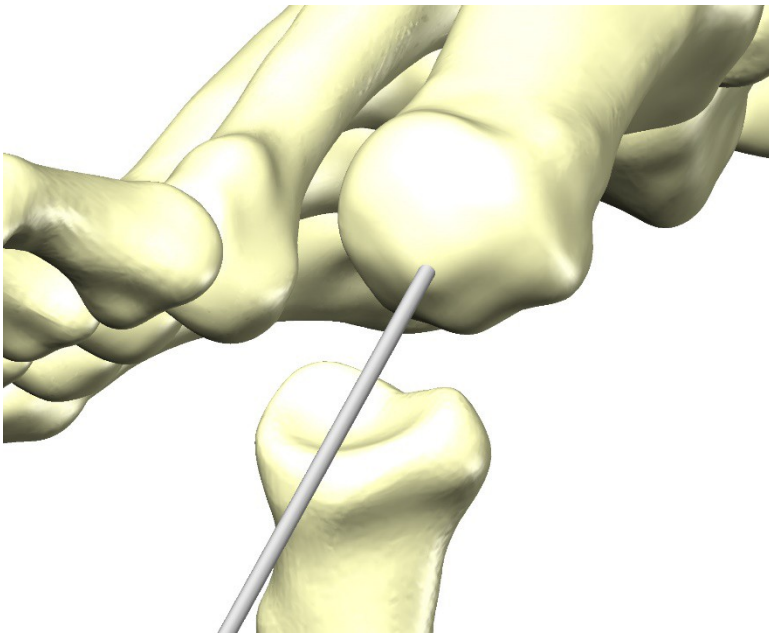
I – Metatarsophalangeal arthrodesis



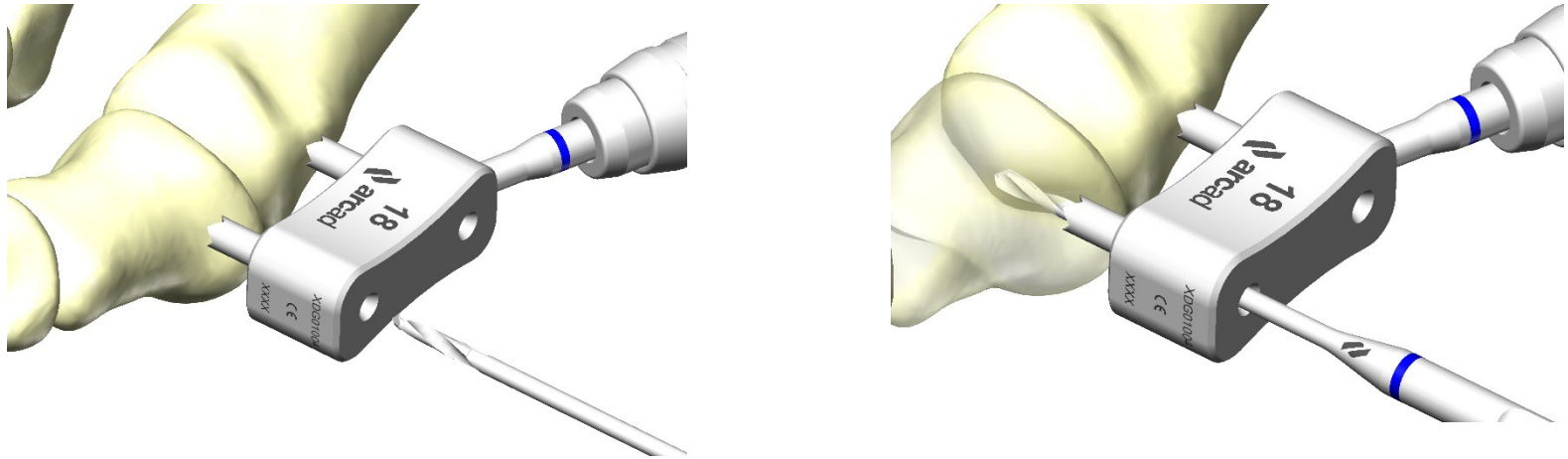
I-1 Prepare the bone site and surface the proximal phalanx using the appropriate size of convex reamer



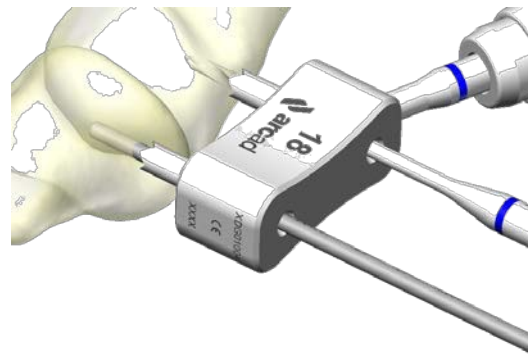
I-1 Repeat this on the metatarsal head with the same size of concave reamer



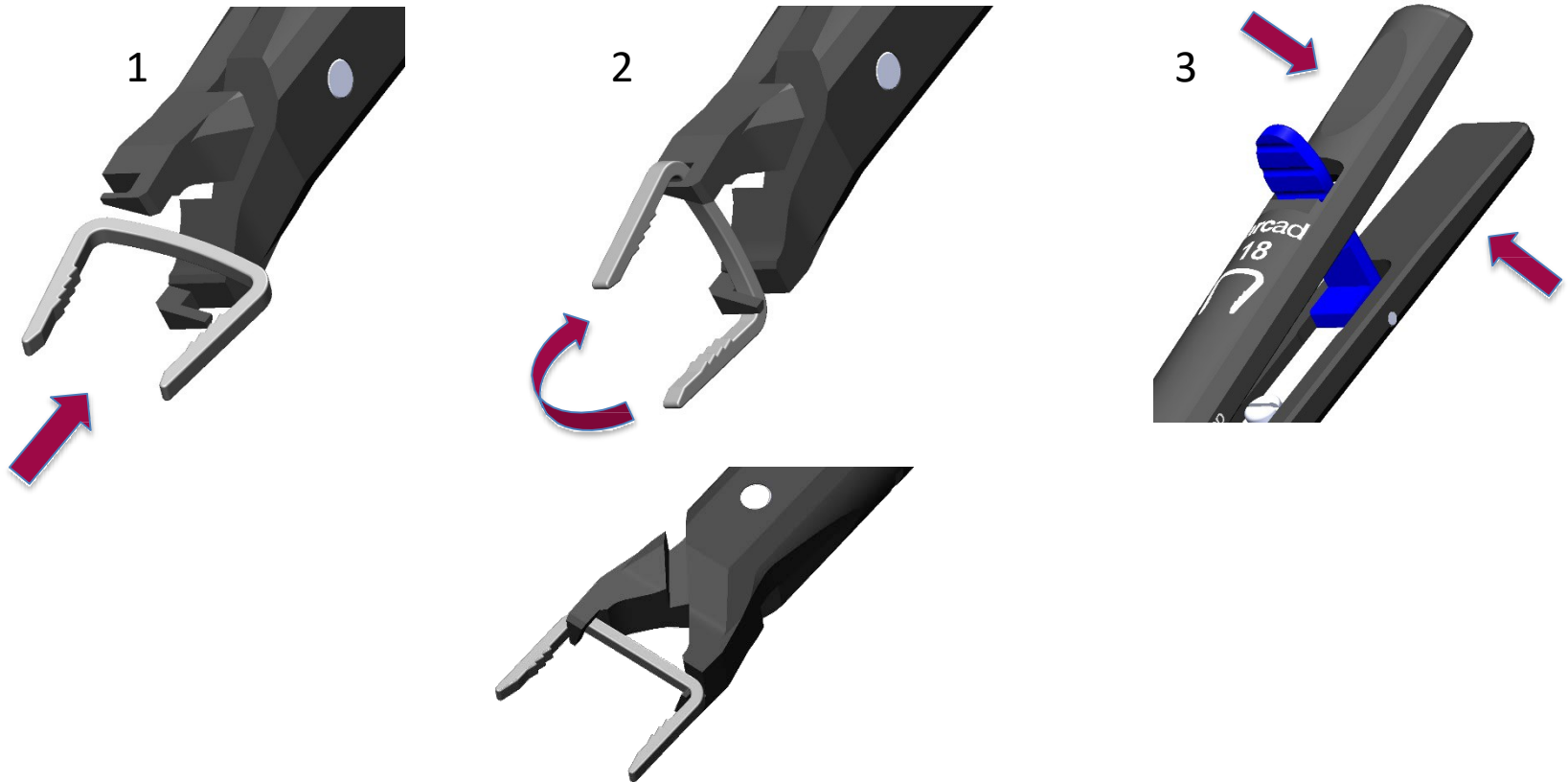
I-2 Stabilize the articulation and drill the first hole using the drill guide and the drill bit.



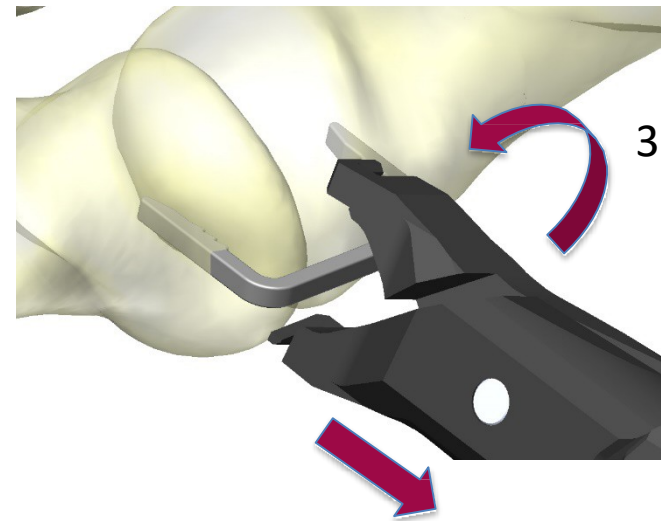
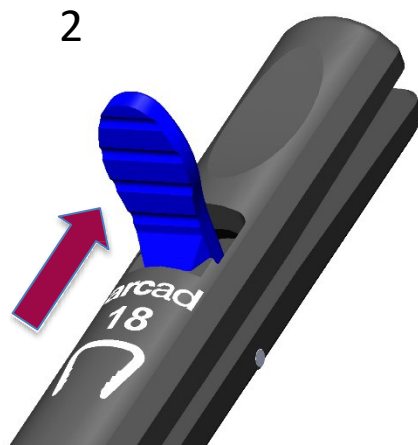
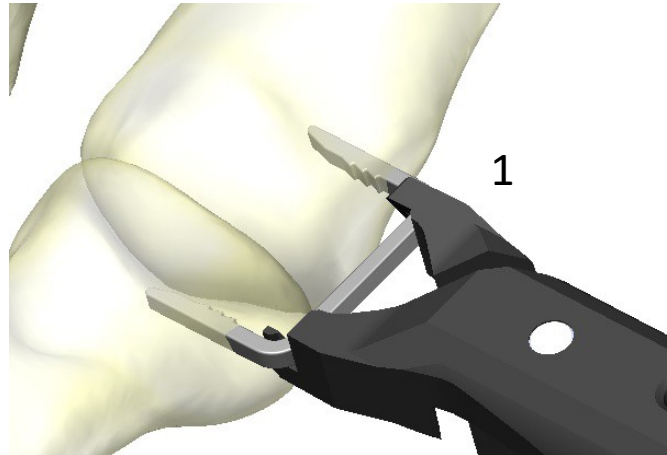
I-3 Insert the positioning pin and drill the second hole



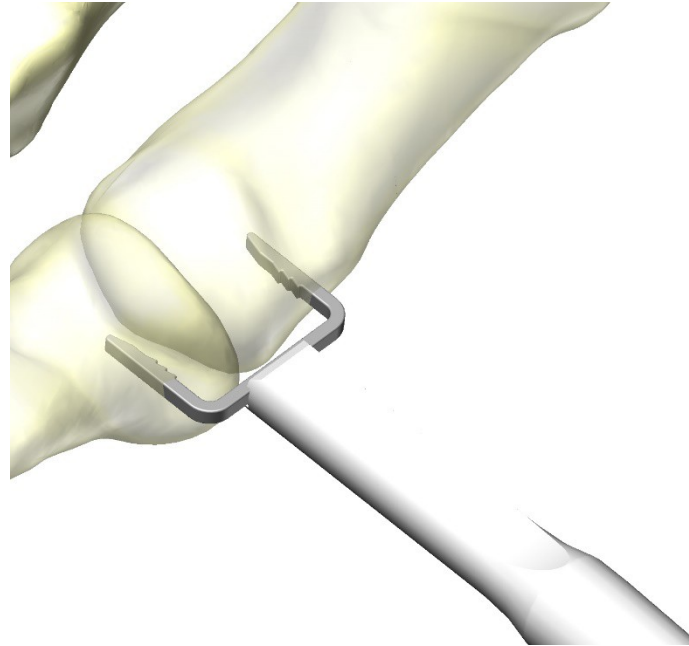
I-4 Position the staple into the forceps and close the arms until locking position (staple legs are then parallel).



I-5 Insert the staple and then remove the forceps.



I-6 Finish the staple insertion using the impactor



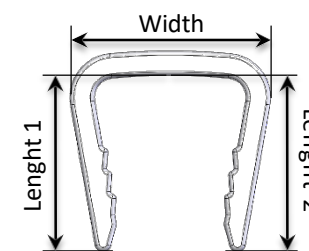
I-7 Position a second staple in the dorsal plane and check the stability of the arthrodesis.

II- Implants References



● Arcad 18 Staples


Name	Width	Lenght 1	Lenght 2	Ref
Arcad 18-12-12	18 mm	12 mm	12 mm	CS041212
Arcad 18-14-14	18 mm	14 mm	14 mm	CS041414
Arcad 18-14-16	18 mm	14 mm	16 mm	CS041416
Arcad 18-16-18	18 mm	16 mm	18 mm	CS041618
Arcad 18-18-18	18 mm	18 mm	18 mm	CS041818



II- Instruments References



MTP arthrodesis module



Arcad 18 drill guide

Réf: XDG01004



Long drill-bit Ø2

Réf: XDB01002



Positioning pin

Réf: XPP01001



Arcad 18 forceps

Réf: XFP03004



Staples impactor

Réf: XMS01002



Concave reamer Ø20

Réf: XRE01003



Concave reamer Ø22

Réf: XRE01004



Convex reamer Ø20

Réf: XRE01005



Convex reamer Ø22

Réf: XRE01006

Standard module



AO Handle

Réf: XHA01001



Depth Gauge

Réf: GAO1002



Spindle tube with spindle Ø1,6 mm length 120 mm

Réf: XMS01001

CAUTION: Federal (USA) law restricts this device to sale by or on the order of a surgeon. Rx only.

This document is intended solely for the use of healthcare professionals. This technique was developed in conjunction with healthcare professionals. A surgeon must always rely on his or her own professional clinical judgment when deciding whether to use a particular product when treating a particular patient. Novastep does not dispense medical advice and recommends that surgeons be trained in the use of any particular product before using it in surgery. The information presented is intended to demonstrate a Novastep product. A surgeon must always refer to the package insert, product label and/or instructions for use, including the instructions for Cleaning and Sterilization (if applicable), before using any Novastep product.

Novastep Inc., or its affiliates, own, use or have applied for the following trademarks or service marks: Arcad, Novastep. All other trademarks are trademarks of their respective owners or holders.

www.novastep.life



Distributed by:

Novastep Inc.
30 Ramland Road, Suite 200
Orangeburg, NY 10962
(877) 287-0795
cs@novastep-us.com

 **Legal Manufacturer:**

Novastep SAS
2, AlléeJacques Frimot
35000 RENNES
France